

## Asia Pacific Real Estate Strategic Outlook

First Quarter 2023

### IN A NUTSHELL

- Elevated inflation, rising interest rates and slowing economic growth likely to pose near-term headwinds to real estate investment as investors and occupiers recalibrate their strategies.
- The repricing of commercial real estate due to rising yields will likely continue this year, creating better investment opportunities in core Asia Pacific markets such as Australia and South Korea, compared to high-priced Japan.
- Investors should focus on quality and ESG-oriented assets over secondary commodity stock in sectors with positive demand-supply fundamentals, such as emerging office locations, active logistics and the developing living sector.

## 1 / Economic Update

### Economic Conditions:

Against the backdrop of heightened economic uncertainties and a significant slowdown, if not recession in the global economy, the Asia Pacific region faces a challenging outlook in 2023. Declining exports, elevated inflation impacting real incomes and higher borrowing costs are expected to weigh on regional consumption and growth. Still, Asia Pacific remains better positioned compared to the U.S. and Europe, with fewer recessionary risks and higher expected growth.

China's relaxation of its zero-Covid policy and roll-out of real estate support measures late last year could eventually give way to further easing of restrictions this year and help stabilize its beleaguered housing sector. While consumer spending could normalize over time, the tradeoff is between higher economic growth and rising health risks for its population.

### Financial Conditions:

Outside Japan and China, monetary policy tightening has been pronounced across the region during the second half of 2022. Since the end of June 2022, central bank rates in Australia, South Korea, and Singapore<sup>1</sup> have increased by between 150-225 basis points (bps). While the Bank of Japan (BOJ) is not expected to make significant revisions to its policy rates in 2023, there were signs of policy normalization following the surprise announcement of yield curve control adjustment in Dec 2022 which raised the 10-year bond yield band from 0.25% to 0.5%.

The impact of higher interest rates had certainly filtered into the real estate market, where all-in borrowing costs have surged to above 5-6% levels in Australia and South Korea, levels last seen a decade ago. Nonetheless, given that inflationary pressures in the region have not been as severe in the western economies, further rate hikes in Asia Pacific are likely to be at a more measured pace as economic concerns resurface.

<sup>1</sup> Reference to 1-month SORA

The brand DWS represents DWS Group GmbH & Co. KGaA and any of its subsidiaries, such as DWS Distributors, Inc., which offers investment products, or DWS Investment Management Americas, Inc. and RREEF America L.L.C., which offer advisory services. There may be references in this document which do not yet reflect the DWS Brand.

Please note certain information in this presentation constitutes forward-looking statements. Due to various risks, uncertainties and assumptions made in our analysis, actual events or results or the actual performance of the markets covered by this presentation report may differ materially from those described. The information herein reflects our current views only, is subject to change, and is not intended to be promissory or relied upon by the reader. There can be no certainty that events will turn out as we have opined herein.

Marketing Material. In EMEA for Professional Clients (MiFID Directive 2014/65/EU Annex II) only; no distribution to private/retail customers. In Switzerland for Qualified Investors (art. 10 Para. 3 of the Swiss Federal Collective Investment Schemes Act (CISA)). In APAC for institutional investors only. In Australia and New Zealand for Wholesale Investors only. In the Americas for Institutional Client and Registered Rep use only, not for public viewing or distribution. In Israel for Qualified Clients (Israeli Regulation of Investment Advice, Investment Marketing and Portfolio Management Law 5755-1995). For investors in Bermuda: This is not an offering of securities or interests in any product. Such securities may be offered or sold in Bermuda only in compliance with the provisions of the Investment Business Act of 2003 of Bermuda which regulates the sale of securities in Bermuda.

## 2 / Real Estate Outlook

### 2.1 Sector Trends

#### Office:

Office tenant demand continued to recover from the troughs seen in the early part of 2022 amid the height of pandemic-related restrictions. Towards the end of 2022, office utilisation across most Australian cities improved to 60%-80% levels, the highest levels since 2020/21.<sup>2</sup>, while increasingly large office crowds and high traffic volumes can be observed during weekdays across North Asia and Singapore, as companies attempt to get their workers back in the office more frequently.

Hybrid working arrangements remain a major feature, particularly for larger Multi-National Corporations, which contributed to instances of office space consolidation and relocation from older buildings. Increasingly, occupiers have been observed to favour high-quality developments with green credentials and highly efficient floor layouts / upgraded building facilities, to attract millennial workers in a post-COVID environment.

Across Asia Pacific, Seoul and Singapore benefited from strong rental growth in 2022 and look well positioned on the back of limited quality supply and demand recovery which underpin lower vacancy rates. Meanwhile, vacancy and incentives in Australia have shown signs of stabilization and should see rental recovery from 2023 onwards, while rents in Japanese regional cities outside Tokyo and Osaka have shown stable growth.

We believe that occupier demand in Asia Pacific remains underpinned by a stronger inclination towards office-based working compared to the U.S. and Europe, particularly in North Asia. However, there could be near-term headwinds from the weaker macroeconomic environment as tenants focus on cost rationalization and recalibrate their office space requirements, with the negative impact more acute towards older commodity buildings with lower ESG standards.

#### Industrial:

The logistics sector remains underpinned by the structural undersupply of modern facilities in the region and long-term e-commerce tailwinds. Through 2022, prime logistics assets benefited from strong rental trends – up to double-digit growth in some locations, as resilient occupier demand from e-commerce firms, third-party logistics providers (3PLs) and omnichannel retailers supported take-up and occupancy levels, particularly in locations with good transport accessibility and low availability of prime assets.

Nonetheless, landlords should brace for a cyclical slowdown in demand in the short term due to weakening industrial output and normalization of delivery-driven consumption post-COVID, though this is mitigated by prime logistics vacancy rates as low as 1% in some APAC cities such as Australia and Singapore<sup>3</sup>. Long-term fundamentals remain strong – with upgrading demand away from obsolete stock towards higher-quality warehousing with good transport connectivity. As such, we retain a constructive outlook on logistics with rental growth expectations of around 2%-3% per annum over the next three years.

#### Retail:

The retail environment has improved gradually following the lifting of COVID restrictions and the revival of tourism – a boost, particularly for prime shopping malls and high-street retail. At the same time, retailers continue to grapple with higher input costs, e-commerce headwinds and low consumer sentiment owing to economic uncertainties. The question remains how much can retail rents recover and whether capital values have bottomed following sustained declines during or even before the pandemic.

<sup>2</sup> Property Council of Australia, December 2022

<sup>3</sup> CBRE, September 2022

This information is subject to change at any time, based upon economic, market and other considerations and should not be construed as a recommendation. Past performance is not indicative of future returns. Forecasts are not a reliable indicator of future performance. Forecasts are based on assumptions, estimates, opinions, and hypothetical models that may prove to be incorrect. Investments come with risk. The value of an investment can fall as well as rise and your capital may be at risk. You might not get back the amount originally invested at any point in time. Source: DWS International GmbH.

We expect retail rents to show signs of stabilization and some recovery from 2023 onwards, but retail bifurcation and evolving consumer preferences require experienced asset management strategies, raising the risks, particularly for discretionary retail assets. Investor sentiment towards the sector generally remains risk-averse and potential opportunities would have to be selectively alpha-driven rather than sector investing.

**Residential:**

The multifamily sector in Asia Pacific remains a relatively small investable market with Japan the only developed market which continues to attract the bulk of institutional capital inflows looking to benefit from the ongoing urbanization, rising population and household formation around major city centres. At the same time, rising record-high prices of for-sale condominiums are driving first-time home buyers towards rental houses, a significant long-term demand base for the rental housing sector across Japan.

Meanwhile, similar trends of rising residential prices and rents have also played out across the region during the pandemic period. The housing boom was most pronounced in Australia and New Zealand, where prices softened last year but remains elevated given that prices rose sharply by around 30-50%<sup>4</sup> during the two years since 2020, driving unabated rental demand on housing affordability concerns across major cities such as Sydney, Melbourne, and Auckland. Despite rising investor interest in the sector, the majority of assets in other Asia Pacific markets remain owned by individual strata-titled landlords with the level of institutionalisation still at a nascent level, providing opportunities in the build-to-rent sector.

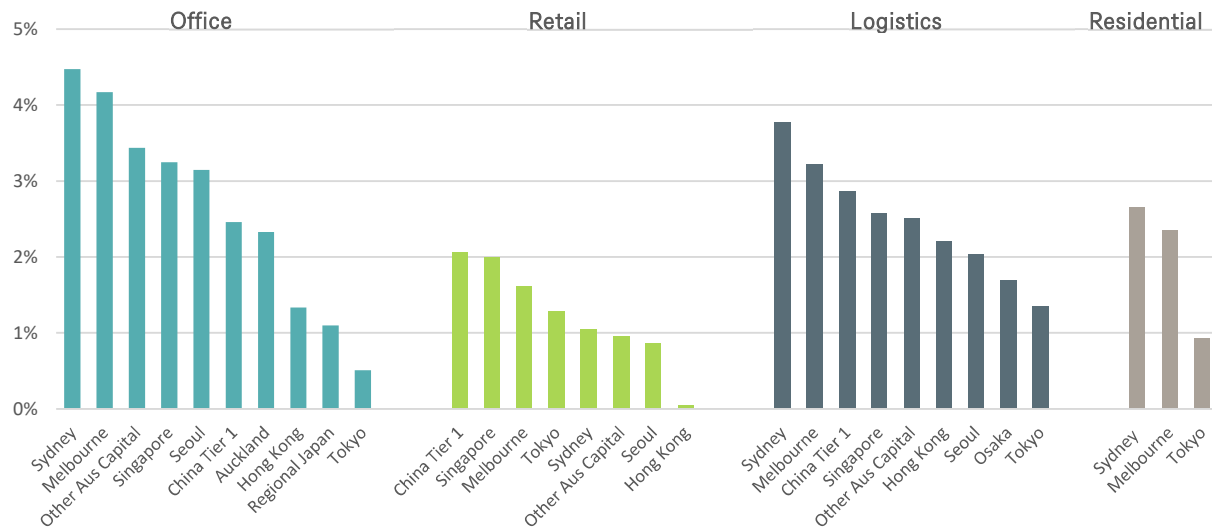
**2.2 Rental Outlook**

Against a backdrop of elevated macroeconomic uncertainties and expected growth slowdown, we expect rental growth to moderate across some markets in 2023 as landlords and occupiers factor in these challenges.

Our updated 10-year rental growth forecasts are presented below. We believe that major office and logistics markets in Asia Pacific offer good rental growth prospects in the long run. Residential (multi-family, built-to-rent) markets in certain locations such as Australia could also provide good opportunities (see Section 5).

**Exhibit 1: Prime Rental Growth Forecasts (2023-2032F)**

(% per annum)



Note: Rents shown are on net effective basis after incentives. There is no guarantee the forecasts shown will materialize. Source: DWS. As of January 2023.

<sup>4</sup> Bank for International Settlements, November 2022

This information is subject to change at any time, based upon economic, market and other considerations and should not be construed as a recommendation. Past performance is not indicative of future returns. Forecasts are not a reliable indicator of future performance. Forecasts are based on assumptions, estimates, opinions, and hypothetical models that may prove to be incorrect. Investments come with risk. The value of an investment can fall as well as rise and your capital may be at risk. You might not get back the amount originally invested at any point in time. Source: DWS International GmbH.

# 3 / Investment Trends

## 3.1 Capital Flows

While the year 2022 started with an influx of real estate transactions across Asia Pacific, investment volumes slowed noticeably since the second quarter of the year as buyers grew increasingly cautious over the uncertainties surrounding inflation and the rising interest rate environment. MSCI data showed that transaction volume for income-producing assets in Asia Pacific fell by 38% year-on-year to US\$32.6 billion during the third quarter of 2022, as price expectations between buyers and sellers widened considerably. Meanwhile, the number of terminated deals rose sharply, constituting almost 20% of deal volume in the same period.

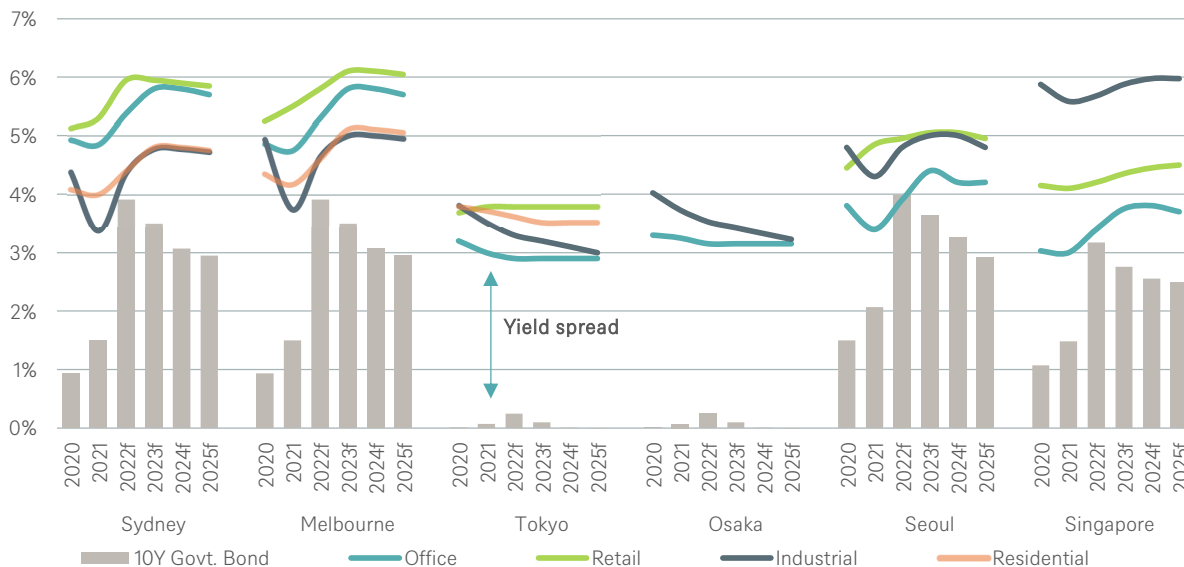
Investment activity in Asia Pacific remains concentrated in the core markets. Outside China, the developed markets of Japan, Australia, South Korea, and Singapore contributed 84% of transaction volumes, similar to levels in 2021 and 4 to 5 percentage points higher compared to 2019 and 2020.

## 3.2 Pricing Trends

Following the sharp increases in base rates in 2022, higher financing costs have resulted in negative carry for investors reliant on external financing. While reported asset valuations generally remain firm, often there is a time lag in months compared to transacted pricing. On the other hand, weakening transaction volumes, a declining number of bidders and widening bid-ask spreads signal re-pricing trends are underway.

Given the current narrow spreads between cap rates and bond yields (due to significant recent bond re-pricing), we materially adjusted our cap rate forecasts upwards, particularly for Australia and South Korea which have seen significant cap rate compression over the past few years. Based on anecdotal evidence and market observations, we estimate that cap rates across Australia, South Korea and Singapore have moved up by 40 to 60 bps in 2022 and could move out further by another 30 to 50 bps in 2023. In Japan cap rates are projected to remain stable in the base case scenario with interest rates still expected to remain low, however there is a growing risk of a BOJ policy shift.

Exhibit 2: NOI Yields vs Bond Yields



e = estimate, f = forecast. There is no guarantee the forecasts shown will materialize. Source: DWS, Colliers, Miki Shoji, Oxford Economics. As of January 2023. Past performance is not a reliable indicator of future returns.

This information is subject to change at any time, based upon economic, market and other considerations and should not be construed as a recommendation. Past performance is not indicative of future returns. Forecasts are not a reliable indicator of future performance. Forecasts are based on assumptions, estimates, opinions, and hypothetical models that may prove to be incorrect. Investments come with risk. The value of an investment can fall as well as rise and your capital may be at risk. You might not get back the amount originally invested at any point in time. Source: DWS International GmbH.

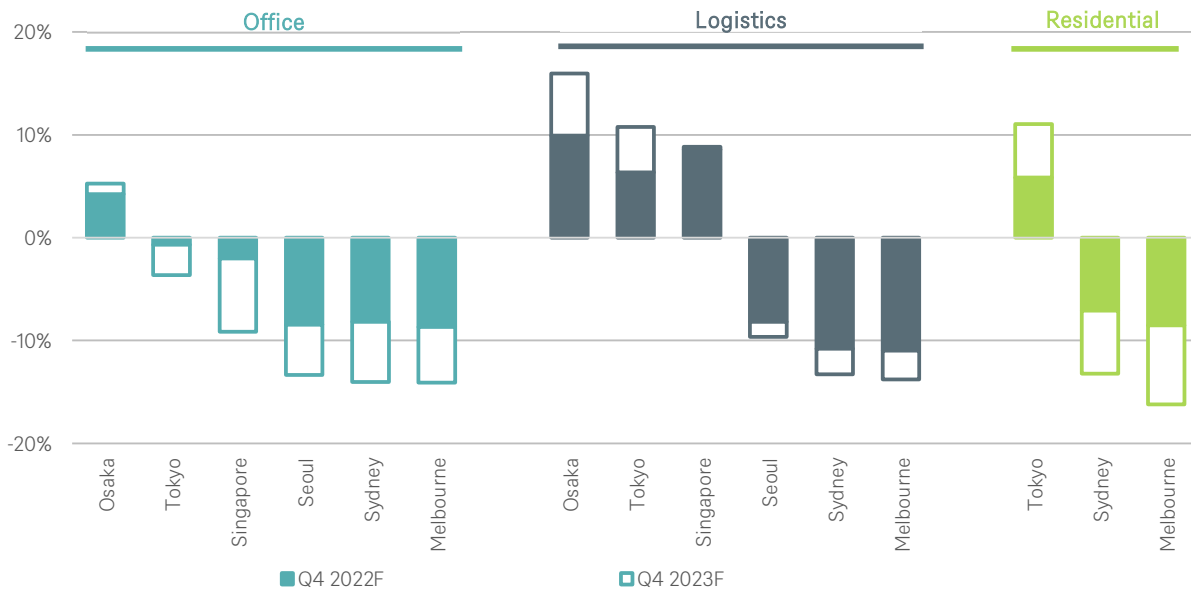
Notably, while the interest rate environment remains highly uncertain, current market expectations are for rates to eventually settle lower in the longer term as inflation subsides. On this anticipated backdrop, we believe that cap rates will start to reverse downwards as the investment risk appetite picks up again, potentially as early as 2024.

The key question for investors is how these anticipated cap rate movements affect current market pricing. The positive rental growth outlook in most locations should help mitigate some of these negative headwinds, however, our projections of continued cap rate expansion imply falling asset prices this year. The challenge lies in the limited evidence from low transaction volumes, while reported valuation appraisals tend to lag behind real-time pricing.

Nonetheless, drawing inference from recent buyer bidding patterns and discussions with industry participants, we believe that actual transacted pricing for prime assets in Australia and South Korea may have already corrected by circa 10% (from end-2021 levels) although this is not reflected in reported valuations of most existing stock. We expect to see further falls in 2023, bringing the cumulative depreciation to circa 15%. In Singapore, strong rental growth in 2022 should partially mitigate interest rate headwinds and lead to a smaller price decline, while Japan could see a price divergence between the Tokyo office market (due to weakening rents) and assets in regional locations.

At the same time, given the rising focus by investors on quality assets with ESG trends in mind, we believe owners of non-prime, lower-quality assets with high Capex requirements will increasingly look towards divestment and recycle capital into the prime space. This would have the impact of sharper price declines in the lower-tier segment and expand the pricing gap between prime versus non-prime assets.

**Exhibit 3: Estimated Capital Value Change From Q4 2021**



F = forecast. There is no guarantee the forecasts shown will materialize. Source: DWS. As of January 2023.

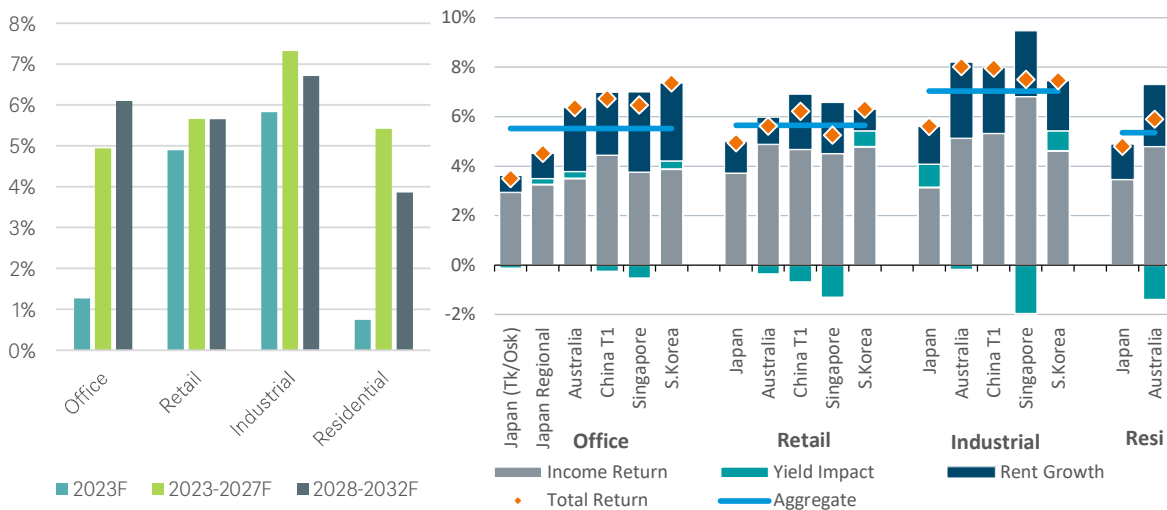
This information is subject to change at any time, based upon economic, market and other considerations and should not be construed as a recommendation. Past performance is not indicative of future returns. Forecasts are not a reliable indicator of future performance. Forecasts are based on assumptions, estimates, opinions, and hypothetical models that may prove to be incorrect. Investments come with risk. The value of an investment can fall as well as rise and your capital may be at risk. You might not get back the amount originally invested at any point in time. Source: DWS International GmbH.

# 4 / Returns Outlook

Combining our house view rental growth and yield forecasts, we expect the total return performance of regional office and residential assets to lag in 2023, owing to further price corrections anticipated in the coming months.

Over a long-term horizon, using our ten-year house view forecasts, we believe that the prime logistics segment will continue to outperform and deliver total returns averaging 7.0% per annum. Office assets in gateway cities outside Japan should also perform well in the long run with a recovery in asset values potentially towards the latter part of 2023, though submarket differentiation and asset selection will be increasingly critical (See Section 5)

**Exhibit 4: APAC Total Return Forecasts, 2023-2032F, p.a.**



e = estimate, f = forecast. Projected returns are based on compounded basis. There is no guarantee the forecasts shown will materialize. Source: DWS. As of January 2023.

This information is subject to change at any time, based upon economic, market and other considerations and should not be construed as a recommendation. Past performance is not indicative of future returns. Forecasts are not a reliable indicator of future performance. Forecasts are based on assumptions, estimates, opinions, and hypothetical models that may prove to be incorrect. Investments come with risk. The value of an investment can fall as well as rise and your capital may be at risk. You might not get back the amount originally invested at any point in time. Source: DWS International GmbH.

# 5 / Investment Strategy

## Overview

Combining our house view forecasts and strategic investment themes, we believe that investors focused on core or value-add strategies in Asia Pacific should consider the following key themes below:

### Exhibit 5: APAC Investment Themes

<b>Overall Performance</b>		Price correction advanced in Australia and Korea while Japan remains highly priced. Switch focus over the coming six months to repriced markets.
<b>Country Strategies</b>	<b>Japan</b>	Focus over next six months on sale of weak commodity stock Shift towards regional markets (Fukuoka etc.)
	<b>Australia</b>	Focus on repriced logistics and next generation office in emerging locations of Sydney/Melbourne
	<b>South Korea</b>	Focus on repriced emerging office locations in Seoul and the active management of logistics in Seoul and regional cities
<b>Key Risks</b>		<ul style="list-style-type: none"> <li>• Global Recession</li> <li>• China slowdown</li> <li>• BOJ policy shifts</li> </ul>

Source: DWS. As of January 2023.

## 5.1 Country Strategy: Japan

**Overview:** Notwithstanding the low-interest rate environment in Japan and potential currency hedging gains for overseas investors, investors should be mindful of pivot risks from the Bank of Japan, while pricing and returns remain tight, particularly in Tokyo, where commercial real estate pricing has increased even through recent global market volatilities. New investments should be carefully considered while this market momentum presents a window of opportunity for investors to optimize their portfolio in Japan and recycle the capital for higher growth investment opportunities in other APAC markets or regional Japanese cities with better demand-supply dynamics.

**Commodity Office (Disposition):** Investors should remain highly cautious about the Tokyo office market with the upcoming office supply wave between 2023 and 2025 negatively impacting office rents, dropped by 11% on average since 2020, with an even sharper correction observed in some of the more volatile submarkets. Moreover, investors may also want to consider disposition for the commodity offices in other regional cities, given the expected weakening tenant demand for non-green obsolete buildings.

**Post-COVID Hospitality:** The hotel occupancy rate in Japan recovered to 70% in October 2022, compared to 80-85% in pre-COVID-19, while RevPAR remained at 60-70% of the pre-COVID-19 level in the same period. The ongoing recovery of overseas tourist arrivals to Japan, especially from China now that outbound restrictions are being lifted, should help close this gap and boost the hospitality market. Considering Japan's top ranking in travel and tourism development<sup>5</sup> and high tourism popularity globally, major Japanese cities are well-positioned to capture the anticipated recovery in the mid-term in line with ongoing economic normalization and border reopenings.

<sup>5</sup> World Economic Forum, The Travel and Tourism Development Index 2021

This information is subject to change at any time, based upon economic, market and other considerations and should not be construed as a recommendation. Past performance is not indicative of future returns. Forecasts are not a reliable indicator of future performance. Forecasts are based on assumptions, estimates, opinions, and hypothetical models that may prove to be incorrect. Investments come with risk. The value of an investment can fall as well as rise and your capital may be at risk. You might not get back the amount originally invested at any point in time. Source: DWS International GmbH.

**Regional Cities:** Driven by ongoing urbanization and structural shifts from offline to online shopping, leasing demand for the office, residential, and logistics sectors across Japan maintained steady growth. However, transaction yields in Tokyo have tightened to historical lows, driving yield-seeking investors towards regional markets serving millions of residents. The recent macro trend in residential towards convenient and more living space underpins rental growth for larger multi-family apartments catering to families with kids in most regional Japanese city centres. For logistics, lower levels of modern logistics space per capita in Nagoya and Fukuoka present attractive investment opportunities via active asset management including developments. In the office sector, good-quality mid-sized office buildings in Fukuoka and Sapporo would benefit from rental growth over the next few years, underpinned by a vibrant young population and healthy leasing demand from the IT and call centre industry.

## 5.2 Country Strategy: South Korea

**Overview:** Rising financing costs leading to negative carry and continuous market corrections have delayed or even cancelled the closing of ongoing transactions throughout 2022, while capital values for the Seoul office market could potentially decline between 10-15% from end-2021 levels by 2023. Nevertheless, some investors are shifting to a more optimistic view of longer-term investment opportunities, with a wait-and-see approach for a more attractive discounted entry pricing, especially for assets with substantial rental growth potential supported by limited future supply.

**Next Generation/Emerging Office:** In 2022, the Seoul office market has seen some of the tightest leasing market fundamentals globally, with limited impact from work-from-home arrangements even during the peak of the COVID pandemic, in stark contrast to the many other parts of the world. Given the current tight office vacancy at below 3% and limited supply in the foreseeable future, the Seoul office market should continue to remain in favour of landlords. Meanwhile, next-generation offices in emerging office locations such as Pangyo, Seongsu, and Yongsan should outperform traditional office districts, supported by robust office leasing demand from the IT and tech industries, as well as upcoming urban redevelopment projects in these locations.

**Active Logistics:** Circa 60% of the future logistics supply across South Korea planned beyond 2023 has reportedly been postponed or cancelled as a result of rising construction costs and tightening financial conditions, which should accelerate the rental growth of existing or soon-to-be-completed assets. In particular, regional logistics markets in Busan and Daegu are undergoing rapid market modernization and institutionalization, providing first-mover investment opportunities.

**Commodity Office (Disposition):** Amid sustained albeit weakening buying interest, there is at present a narrow window of opportunity to divest commodity assets near peak valuations in both the office and logistics sectors. In particular, obsolete logistics assets with lower ESG credentials are losing competitiveness against newer modern logistics assets completed since 2018, already accounting for almost half the entire stock of the Greater Seoul logistics market.

## 5.3 Country Strategy: Australia

**Overview:** Australia continues to experience steady economic growth and a resilient labour market although forward-looking indicators such as job advertisements are pointing towards a slight moderation in employment ahead. In the industrial markets, tenant demand remained buoyant while the availability of modern and efficient warehouse space was limited as labour shortages and supply chain issues delayed new construction. Despite the healthy occupier fundamentals, investment activities have slowed as buyers and sellers undergo price discovery amid surging borrowing costs.

**Next Generation/Emerging Office:** The emergence of business clusters centred around technology or life sciences and supported by improving infrastructure have transformed many of the emerging office locations into a work-live-play precinct. Given the bifurcation in tenant demand favouring higher quality office space in well-connected locations, we recommend assets that could benefit from this structural change in office occupancy. We see this strategy best placed in high-productivity cities such as South Sydney, Collingwood and Cremorne in Melbourne and Fortitude Valley in Brisbane where rents could command a premium over the wider market. However, as much of this space is still to be built, the strategy will likely require taking on some form of development risk – both ground-up development and the refurbishment of older stock.

This information is subject to change at any time, based upon economic, market and other considerations and should not be construed as a recommendation. Past performance is not indicative of future returns. Forecasts are not a reliable indicator of future performance. Forecasts are based on assumptions, estimates, opinions, and hypothetical models that may prove to be incorrect. Investments come with risk. The value of an investment can fall as well as rise and your capital may be at risk. You might not get back the amount originally invested at any point in time. Source: DWS International GmbH.



**Active Logistics:** The industrial sector is still expected to be resilient, benefitting from the structural e-commerce tailwinds. With vacancy rates across most major cities at a record low, the outlook for rental growth remains strong. Re-pricing which is already underway may open up cyclical opportunities, particularly for core investors to access prime stocks in the key gateway cities such as Sydney, Melbourne, and Brisbane. Given the high barriers to entry and our expectations of healthy tenant demand, we also continue to see strong merits in the development of modern stock in well-connected urban locations.

## 5.4 Country Strategy: Singapore

**Overview:** Singapore's export-driven structure is expected to face global trade headwinds with economic growth slowing significantly in 2023. Monetary policy is expected to remain tight with an upside bias to the Sing dollar to help combat rising inflation, while base borrowing costs have surged in recent months. Meanwhile, the robust commercial investment volumes seen in 2022 should slow in 2023, though foreign capital inflows have been steadfast given the city-state's haven status and currency stability.

**Next Generation/Emerging Office:** CBD office vacancy remains tight below 6%, driven by limited new supply and demand recovery. Rents have already bottomed out in 2021, and we anticipate healthy rental growth of 3-4% per annum over the next five years. Investor preferences are tilting towards green buildings with live-work-play concepts which appeal to younger employees, though the large investment quantum for non-strata titled buildings often limits the pool of potential buyers.

**Active Logistics:** Logistics benefited from strong rental growth in recent quarters, driven by healthy demand from technology, biomedical, manufacturing and e-commerce/3PL logistics. Prime vacancy remains extremely tight while the supply pipeline remains well below historical averages. Investors should focus on quality ramp-up developments with lease-up potential to capitalize on strengthening rents while careful selection is necessary given the shorter underlying land leases.

## 5.5 Other Investment Themes

**Overview:** Core sectors such as office and logistics continue to command the bulk of investment interest, but increasingly investors are looking at other thematic investment opportunities driven by macroeconomic shifts (e.g., debt investing) or structural trends (e.g., under-supplied rental housing)

**Co-living / Built-To-Rent:** The significant surge in for-sale housing prices over the past seven years particularly in Australia and New Zealand have seen homeownership becoming increasingly unaffordable. Notwithstanding the recent softening in prices, housing affordability remains stretched while rental affordability is still fairly modest. These coupled with healthy population growth over the long term are expected to underpin demand for build-to-rent most notably in Sydney, Melbourne, and Auckland. Gaining access to institutional quality stock in these markets is likely to prove challenging and for many investors, this will often mean taking on some form of development risk. Nonetheless, careful market selection and partnering with experienced local partners should be able to mitigate much of this risk.

Co-living is also gaining popularity among young and expatriate professionals, due to its relative affordability, lease flexibility compared to typical residential leases as well as community living experience for some individuals. Opportunities arise in the conversion of poorly performing assets such as hotels into co-living properties, such as in Hong Kong and Singapore where hospitality-related taxes and asset values are more favourable compared to residential.

**Debt Strategies:** Rising central bank rates have increased the appeal of debt strategies vis-à-vis equity with the potential for higher returns stability, lower downside risk and portfolio diversification. The private real estate debt market in Asia Pacific is not as established as in the U.S. and Europe, though opportunities for non-bank lending should arise, particularly in markets where domestic banks appear more cautious in lending, such as in South Korea.

## 5.6 ESG Trends

The drive towards net zero carbon has been led by initiatives from the World Green Building Council (WGBC) Net Zero Carbon Building Commitments advocating for all building and construction sector to achieve net-zero carbon emissions by 2050. In particular, efforts to electrify buildings are also underway via reducing gas usage and fossil fuel heating systems towards electric. The use of renewable energy are also increasing through on-site and off-site renewable energy procurement.

In 2022, Australia and New Zealand continued to lead the Global Real Estate Sustainability Benchmark (GRESB) Real Estate global rankings for the twelve consecutive year with an average score of 81 in the standing investment benchmark. The Asia region came in second with an average GRESB score of 78, ahead of Europe and Americas with scores of 73 and 72 respectively.

# Real Estate Research Team

## Office Locations

### Chicago

222 South Riverside Plaza  
34<sup>th</sup> Floor  
Chicago  
IL 60606-1901  
United States  
Tel: +1 312 537 7000

### Frankfurt

Mainzer Landstrasse 11-17  
60329 Frankfurt am Main  
Germany  
Tel: +49 69 71909 0

### London

Winchester House  
1 Great Winchester Street  
London EC2N 2DB  
United Kingdom  
Tel: +44 20 754 58000

### New York

875 Third Avenue  
26<sup>th</sup> Floor  
New York  
NY 10022-6225  
United States  
Tel: +1 212 454 3414

### San Francisco

101 California Street  
24<sup>th</sup> Floor  
San Francisco  
CA 94111  
United States  
Tel: +1 415 781 3300

### Singapore

One Raffles Quay  
South Tower  
20<sup>th</sup> Floor  
Singapore 048583  
Tel: +65 6538 7011

### Tokyo

Sanno Park Tower  
2-11-1 Nagata-cho  
Chiyoda-Ku  
18<sup>th</sup> Floor  
Tokyo  
Japan  
Tel: +81 3 5156 6000

## Teams

### Global

#### Kevin White, CFA

Global Co-Head of Real Estate Research

#### Simon Wallace

Global Co-Head of Real Estate Research

### Americas

#### Brooks Wells

Head of Research, Americas

#### Liliana Diaconu, CFA

Office Research

#### Ross Adams

Industrial Research

#### Joseph Pecora, CFA

Apartment Research

#### Sharim Sohail

Property Market Research

### Europe

#### Ruben Bos, CFA

Property Market Research

#### Tom Francis

Property Market Research

#### Siena Golan

Property Market Research

#### Rosie Hunt

Property Market Research

#### Carsten Lieser

Property Market Research

#### Martin Lippmann

Property Market Research

### Asia Pacific

#### Koichiro Obu

Head of Real Estate Research, Asia Pacific

#### Natasha Lee

Property Market Research

#### Hyunwoo Kim

Property Market Research

#### Seng-Hong Teng

Property Market Research

---

**AUTHORS**

---



**Koichiro Obu**  
Head of Real Estate Research, Asia Pacific  
koichiro-a.obu@dws.com



**Seng-Hong Teng**  
Property Market Research  
seng-hong.teng@dws.com

---

This information is subject to change at any time, based upon economic, market and other considerations and should not be construed as a recommendation. Past performance is not indicative of future returns. Forecasts are not a reliable indicator of future performance. Forecasts are based on assumptions, estimates, opinions, and hypothetical models that may prove to be incorrect. Investments come with risk. The value of an investment can fall as well as rise and your capital may be at risk. You might not get back the amount originally invested at any point in time. Source: DWS International GmbH.

## Important information

### For North America:

The brand DWS represents DWS Group GmbH & Co. KGaA and any of its subsidiaries, such as DWS Distributors, Inc., which offers investment products, or DWS Investment Management Americas, Inc. and RREEF America L.L.C., which offer advisory services.

This material was prepared without regard to the specific objectives, financial situation or needs of any particular person who may receive it. It is intended for informational purposes only. It does not constitute investment advice, a recommendation, an offer, solicitation, the basis for any contract to purchase or sell any security or other instrument, or for DWS or its affiliates to enter into or arrange any type of transaction as a consequence of any information contained herein. Neither DWS nor any of its affiliates gives any warranty as to the accuracy, reliability or completeness of information which is contained in this document. Except insofar as liability under any statute cannot be excluded, no member of the DWS, the Issuer or any office, employee or associate of them accepts any liability (whether arising in contract, in tort or negligence or otherwise) for any error or omission in this document or for any resulting loss or damage whether direct, indirect, consequential or otherwise suffered by the recipient of this document or any other person.

The views expressed in this document constitute DWS Group's judgment at the time of issue and are subject to change. This document is only for professional investors. This document was prepared without regard to the specific objectives, financial situation or needs of any particular person who may receive it. No further distribution is allowed without prior written consent of the Issuer.

Investments are subject to risk, including market fluctuations, regulatory change, possible delays in repayment and loss of income and principal invested. The value of investments can fall as well as rise and you might not get back the amount originally invested at any point in time.

An investment in real assets involves a high degree of risk, including possible loss of principal amount invested, and is suitable only for sophisticated investors who can bear such losses. The value of shares/ units and their derived income may fall or rise.

War, terrorism, sanctions, economic uncertainty, trade disputes, public health crises and related geopolitical events have led, and, in the future, may lead to significant disruptions in US and world economies and markets, which may lead to increased market volatility and may have significant adverse effects on the fund and its investments.

For Investors in Canada. No securities commission or similar authority in Canada has reviewed or in any way passed upon this document or the merits of the securities described herein and any representation to the contrary is an offence. This document is intended for discussion purposes only and does not create any legally binding obligations on the part of DWS Group. Without limitation, this document does not constitute an offer, an invitation to offer or a recommendation to enter into any transaction. When making an investment decision, you should rely solely on the final documentation relating to the transaction you are considering, and not the document contained herein. DWS Group is not acting as your financial adviser or in any other fiduciary capacity with respect to any transaction presented to you. Any transaction(s) or products(s) mentioned herein may not be appropriate for all investors and before entering into any transaction you should take steps to ensure that you fully understand such transaction(s) and have made an independent assessment of the appropriateness of the transaction(s) in the light of your own objectives and circumstances, including the possible risks and benefits of entering into such transaction. You should also consider seeking advice from your own advisers in making this assessment. If you decide to enter into a transaction with DWS Group, you do so in reliance on your own judgment. The information contained in this document is based on material we believe to be reliable; however, we do not represent that it is accurate, current, complete, or error free. Assumptions, estimates, and opinions contained in this document constitute our judgment as of the date of the document and are subject to change without notice. Any projections are based on a number of assumptions as to market conditions and there can be no guarantee that any projected results will be achieved. Past performance is not a guarantee of future results. The distribution of this document and availability of these products and services in certain jurisdictions may be restricted by law. You may not distribute this document, in whole or in part, without our express written permission.

### For EMEA, APAC & LATAM:

DWS is the brand name of DWS Group GmbH & Co. KGaA and its subsidiaries under which they do business. The DWS legal entities offering products or services are specified in the relevant documentation. DWS, through DWS Group GmbH & Co. KGaA, its affiliated companies and its officers and employees (collectively "DWS") are communicating this document in good faith and on the following basis.

This document is for information/discussion purposes only and does not constitute an offer, recommendation, or solicitation to conclude a transaction and should not be treated as investment advice.

This document is intended to be a marketing communication, not a financial analysis. Accordingly, it may not comply with legal obligations requiring the impartiality of financial analysis or prohibiting trading prior to the publication of a financial analysis.

This document contains forward looking statements. Forward looking statements include, but are not limited to assumptions, estimates, projections, opinions, models, and hypothetical performance analysis. No representation or warranty is made by DWS as to the reasonableness or completeness of such forward looking statements. Past performance is no guarantee of future results.

The information contained in this document is obtained from sources believed to be reliable. DWS does not guarantee the accuracy, completeness, or fairness of such information. All third-party data is copyrighted by and proprietary to the provider. DWS has no obligation to update, modify or amend this document or to otherwise notify the recipient in the event that any matter stated herein, or any opinion, projection, forecast, or estimate set forth herein, changes or subsequently becomes inaccurate.

Investments are subject to various risks. Detailed information on risks is contained in the relevant offering documents.

No liability for any error or omission is accepted by DWS. Opinions and estimates may be changed without notice and involve a number of assumptions which may not prove valid. DWS does not give taxation or legal advice.

This document may not be reproduced or circulated without DWS's written authority.

This document is not directed to, or intended for distribution to or use by, any person or entity who is a citizen or resident of or located in any locality, state, country, or other jurisdiction, including the United States, where such distribution, publication, availability, or use would be contrary to law or regulation or which would subject DWS to any registration or licensing requirement within such jurisdiction not currently met within such jurisdiction. Persons into whose possession this document may come are required to inform themselves of, and to observe, such restrictions.

© 2023 DWS International GmbH

Issued in the UK by DWS Investments UK Limited which is authorised and regulated by the Financial Conduct Authority (Reference number 429806).

© 2023 DWS Investments UK Limited

In Hong Kong, this document is issued by DWS Investments Hong Kong Limited and the content of this document has not been reviewed by the Securities and Futures Commission.

© 2023 DWS Investments Hong Kong Limited

In Singapore, this document is issued by DWS Investments Singapore Limited and the content of this document has not been reviewed by the Monetary Authority of Singapore.

© 2023 DWS Investments Singapore Limited

In Australia, this document is issued by DWS Investments Australia Limited (ABN: 52 074 599 401) (AFSL 499640) and the content of this document has not been reviewed by the Australian Securities Investment Commission.

© 2023 DWS Investments Australia Limited

For investors in Bermuda: This is not an offering of securities or interests in any product. Such securities may be offered or sold in Bermuda only in compliance with the provisions of the Investment Business Act of 2003 of Bermuda which regulates the sale of securities in Bermuda. Additionally, non-Bermudian persons (including companies) may not carry on or engage in any trade or business in Bermuda unless such persons are permitted to do so under applicable Bermuda legislation.

For investors in Taiwan: This document is distributed to professional investors only and not others. Investing involves risk. The value of an investment and the income from it will fluctuate and investors may not get back the principal invested. Past performance is not indicative of future performance. This is a marketing communication. It is for informational purposes only. This document does not constitute investment advice or a recommendation to buy, sell or hold any security and shall not be deemed an offer to sell or a solicitation of an offer to buy any security. The views and opinions expressed herein, which are subject to change without notice, are those of the issuer or its affiliated companies at the time of publication. Certain data used are derived from various sources believed to be reliable, but the accuracy or completeness of the data is not guaranteed, and no liability is assumed for any direct or consequential losses arising from their use. The duplication, publication, extraction, or transmission of the contents, irrespective of the form, is not permitted.

© 2023 DWS Group GmbH & Co. KGaA. All rights reserved. (1/23) 080952\_5